

DIVERSIFIED AIR SYSTEMS, INC.

# MAXREACH-BD™

*Pivoting Extension Boom*



- *Budget Design extension swing boom*
- *Rugged painted steel construction*
- *Increases reach of equipment by up to 15' [4,6m]*
- *May be equipped with MAXFLO fume arm, MAXREEL exhaust hose reel or MAXDROP hose drop system*
- *Easy to install with minimum components*
- *Two diameters available*

*Superior technology generating substantial operating savings*

# MAXREACH-BD™

*High-Productivity Innovative Products*

## **MAXREACH-BD** *Extension pivot boom*

MAXREACH-BD pivoting extension boom is the offspring of the original MAXREACH extension swing boom but with Budget Design in mind. Made with rugged structural epoxy painted steel, the MAXREACH-BD may be fitted with our MAXFLO fume arms, MAXREEL or MAXDROP exhaust systems. Available in 6" and 8" (150mm and 200mm) with a 15' (4.6m) maximum reach, the MAXREACH-BD basic components are installed in very little time. The spiral duct on the horizontal beam reduces static pressure for better transport velocities.

## *Industrial Air Specialists*

With our headquarters in Louisville, Kentucky, Diversified Air Systems, Inc. has been providing quality air solutions to industrial and commercial facilities since 1981. During our more than thirty years of operation, Diversified Air Systems, Inc. has established two important company traditions: offering state-of-the-art equipment at competitive prices and achieving long-term customer satisfaction.

The staff of Diversified Air Systems, Inc. includes five application engineers, with a combined experience of more than 75 years in the air filtration and HVAC industry. Whether your facility requires an air filtration system for dust, mist, or fumes, or an HVAC solution to meet ventilation needs, Diversified Air Systems, Inc. has the equipment and expertise to meet the need.

Services include air quality analysis, system design, equipment sales, turnkey installation, onsite servicing, and supply of replacement filters and accessories.

### **Other Filtration Systems available:**

Air Cleaners

Containment Booths

Decontamination Booths

Downdraft Tables

Dust Collectors

Fans and Blowers

Gas & Odor Control

High Vacuum Systems

Mist Collectors

Paint Booths

Stainless Steel Collectors

Vehicle Exhaust Systems

Wet Dust Collectors



Please call 800-264-8958

## MAXREACH-BD WHEN EXTENDED REACH IS A MUST

*A great complement to MAXFLO fume arms, MAXREEL exhaust hose reels or MAXDROP hose drops*

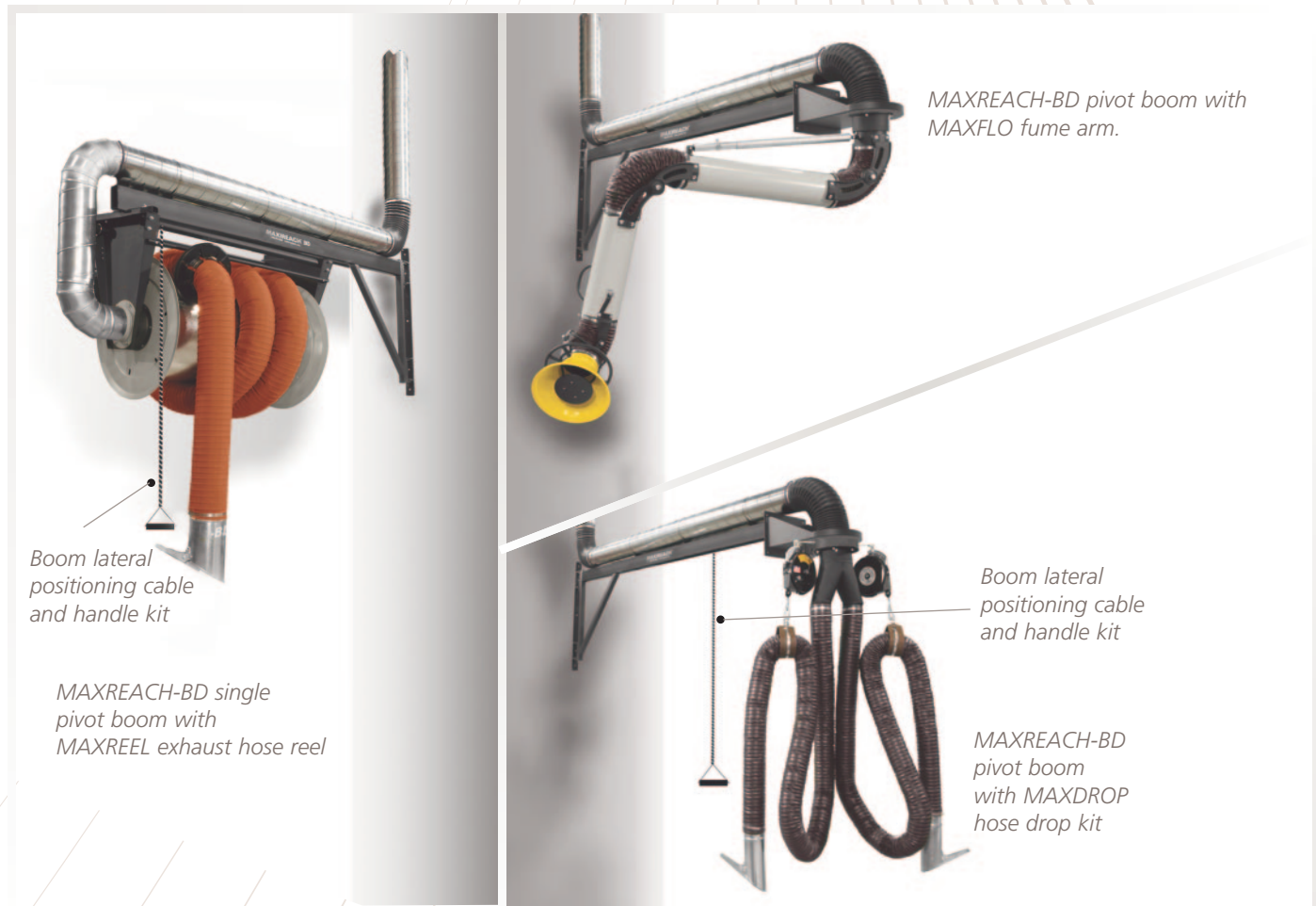
*Most of our competitors do not include these standard features:*

- Completely self-supported
- Friction disks for ease of usage
- Choice of two diameters: 6" [150mm] or 8" [200mm] and lengths up to 15' [4.6m]
- Pivot base for increased coverage
- Smooth tube design equals lower static pressure
- Robust and heavy gauge steel construction (epoxy painted)

## MULTIPLE POSSIBILITIES FOR VARIOUS APPLICATIONS

- Large welding shops • Truck maintenance • Dust and smoke exhaust

## TYPICAL APPLICATIONS FOR THE MAXREACH-BD EXTENSION BOOMS



**MAXREACH-BD note :** installation height of horizontal beam and equipment at end of such beam should be coordinated with the facility manager for safety of the employees. Lateral movement of the MAXREACH-BD extension swing boom should not encumber other equipment or be a potential risk of injury to employees.

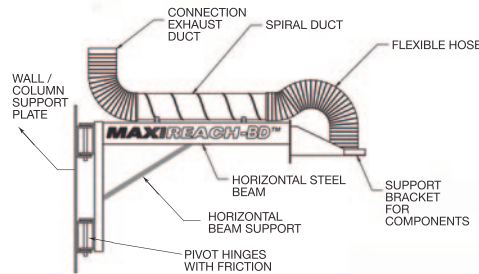
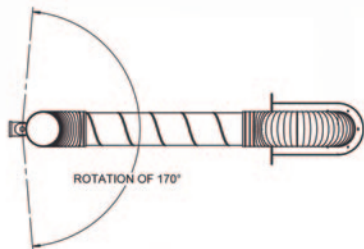
## MAXREACH-BD MODEL NUMBERS

CHART 1

MODEL NUMBER	DIAMETER X LENGTH	WEIGHT (LB)/(KG)	SUGGESTED AIR VOLUME vs S.P. (IN./PASCALS) (REGARDLESS OF LENGTH)	MODEL NUMBER	DIAMETER X LENGTH	WEIGHT (LB)/(KG)	SUGGESTED AIR VOLUME vs S.P. (IN./PASCALS) (REGARDLESS OF LENGTH)
DEBC-605	6" x 60" (150 mm x 1500 mm)	90/40	700/800 C.F.M. (330/375 L/s) 0.60/0.75"/150/175pa	DEBC-805	8" x 60" (200 mm x 1500 mm)	100/45	900/1000 C.F.M. (420/470 L/s) 0.90/1.25"/225/315pa
DEBC-610	6" x 120" (150 mm x 3000 mm)	150/68		DEBC-810	8" x 120" (200 mm x 3000 mm)	175/80	
DEBC-615	6" x 180" (150 mm x 4500 mm)	195/88		DEBC-815	8" x 180" (200 mm x 4500 mm)	220/100	

**MAXREEL OPTIONAL EQUIPMENT NOTE AND MODEL NUMBER:** add suffix letter *H* to MAXREACH-BD model number for extension booms equipped with hose reel. Ex: DEBCH-815 instead of DEBC-815. Refer to MAXREEL leaflet for details.

**Boom base SHIPPING AND installation note:** because of shipping and crating costs, sections of horizontal beams longer than 10' (3 meters) are shipped in 2 parts. Ex: model DEBC-615 main beam will be 15' long but shipped in one piece of 10' and one piece of 5'. Joining hardware is supplied for field assembly, if customer needs to have only 1 section of 15', surcharge for odd size shipment will be quoted.



## CREATE YOUR MAXREACH-BD EXTENSION BOOM SPECIFICATION

### 1. EXTENSION SWING BOOM SHOULD INCLUDE:

Tubular steel tubing and spiral ducting for minimal static pressure, single pivot with friction disks and support plate with horizontal beam support, 275°F flexible hoses at pivot joint, support bracket for MAXFLO arm or MAXDROP hose drop system.

### 2. EXTENSION SWING BOOM SHOULD HAVE DIAMETER OF:

- A) 6" [160 mm]
- B) 8" [200 mm]

### 3. EXTENSION SWING BOOM SHOULD HAVE A TOTAL LENGTH OF:

- A) 5' [1,55 m]
- B) 10' [3,10 m]
- C) 15' [4,60 m]

### 4. EXTENSION SWING BOOM SHOULD INCLUDE:

support bracket for MAXREEL exhaust hose reel

### 5. EXTENSION SWING BOOM SHOULD INCLUDE OPTIONAL:

- A) 500°F [260°C] flexible hoses at pivot joint
- B) 900°F [480°C] flexible hoses at pivot joint
- C) telescopic aluminium grab pole for boom positioning with MAXREEL or MAXDROP exhaust system
- D) lateral positioning cable and handle kit for booms equipped with MAXREEL or MAXDROP exhaust system.

### Diversified Air Systems, Inc.

10801 Electron Drive, Louisville, Kentucky 40299

Toll free: **(800) 264-8958**

Tel.: **(502) 267-0333** • Fax: **(502) 267-4241**

Website: [www.diversair.com](http://www.diversair.com) • email: [info@diversair.com](mailto:info@diversair.com)